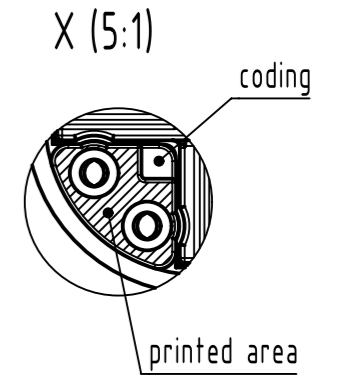
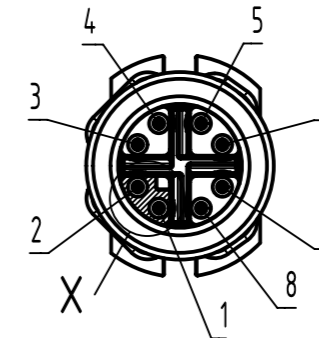
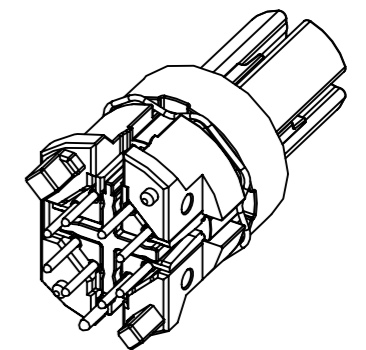
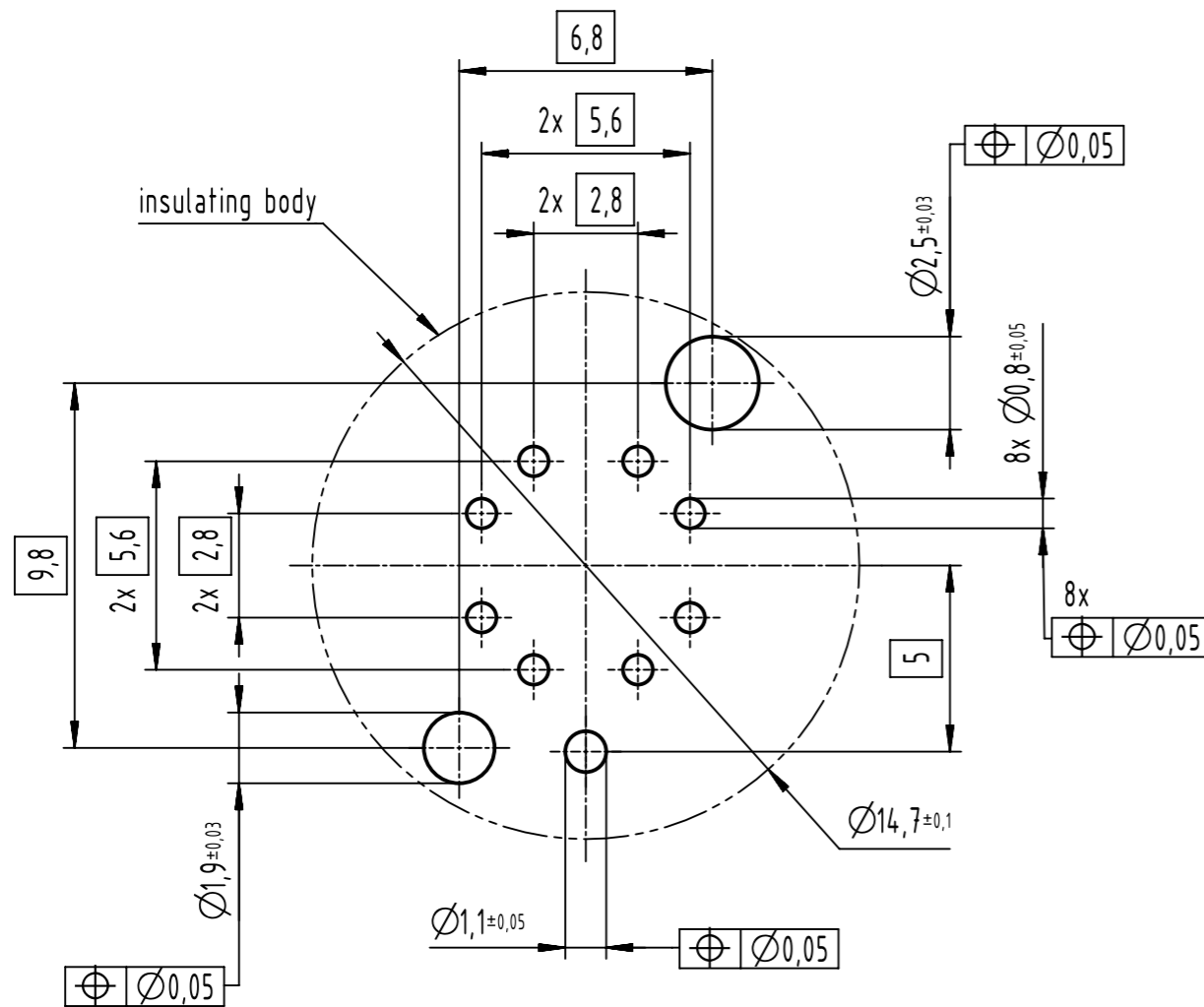


contact face acc. to  
IEC 61076-2-109



recommended PCB-layout  
A (5:1)



pin assignment		
pin	Signal	pair
1	TD1+	2
2	RD1-	2
3	TD2+	3
4	RD2-	3
5	TD4+	4
6	RD4-	4
7	RD3-	1
8	TD3+	1

- 500 mating cycles acc. to DIN EN 60512-9-1
- design for reflow soldering
- 60 pcs. tray package
- packed with pick&place-cap

	All rights reserved		Scale 2:1	Free size tol.	Ref.
	Department EL PD		Created by BUSSMANN	Inspected by 104122	Standardisation
HARTING D-32339 Espelkamp		Title M12-PCB-THR-1PC-8P-XCOD-F-STR-SHLD			Date 2022-11-15
		Type TB	Number 21033812806		State Final Release
					Doc-Key / ECM-Nr. 100227301/UGD/007/H 50000228026
					Rev. H Page 1/1